

# Free frog Amigurumi pattern

---

 [mariskavos.nl/free-frog-amigurumi-pattern/](https://mariskavos.nl/free-frog-amigurumi-pattern/)

August 1, 2024



## Patrick the Frog Crochet Pattern

---

Crochet this very cute frog with this free frog Amigurumi pattern. This easy crochet pattern is very suitable for beginners. Patrick the Frog is a large Amigurumi, made from sport weight cotton yarn and a 2.5 mm he will be 14 cm / 6 inch in height. But if you make it from thicker yarn he will turn out much larger!

This pattern was originally released in the book *Amigurumi Made Easy*, but is now also available on my blog for free. My book *Amigurumi Made Easy* is available on Amazon and in many bookstores.

Every morning Patrick hops down to the pond and dives right in. Patrick loves the feeling of the cool water on his skin, and he would swim and splash and dive for hours. If you were thinking of challenging Patrick to a swimming race, you might want to think again. Patrick is a

former Olympian and he is still very hard to beat.

---

### **Basic Stitches Tutorial:**

If you are a beginner that want to learn how to crochet, check out my beginner-friendly [basic stitches tutorial](#), it has many instructional videos on how to crochet every stitch. It shows you all you need to know to make your very own cute frog Amigurumi with this free frog amigurumi crochet pattern.



free frog crochet pattern

### **Materials that you need:**

---

#### **Cotton Sport Weight version 17 cm / 7 inch:**

- 2x green cotton yarn [SMC Catania color: 205](#): – 75 gram
- Light green [cotton yarn SMC Catania color: 392](#) – 10 gram
- White [cotton yarn SMC Catania color: 106](#) – 12 gram
- Dark green [cotton yarn SMC Catania color: 241](#) – 2 gram
- Black [cotton yarn SMC Catania color: 110](#) – 5 gram
- Synthetic Poly Filling
- [Crochet hook size 2.5 mm](#)
- 1 Pair safety eyes 12 mm

**Search for a similar cotton yarn you can buy near you on [YARN SUB](#)**

**Supplies:**

- Scissors
- Tapestry needles with blunt point, nr. 16 or 17
- Pins

**TIP:** Are you using are using Blanket yarn? Then I recommend a 8.0 mm crochet hook.  
For Super Bulky Chenille yarn I recommend a 5 mm crochet hook, for bulky velvet yarn a 3.5 mm crochet hook.



frog crochet pattern

**Abbreviations used in this free frog crochet pattern:**

(All abbreviations are explained in my [basic stitches tutorial](#))

Rnd: Round

st: stitch

sc: single crochet

sl st: slip stitch

dec: decrease

inc: increase

**Free frog Amigurumi crochet pattern**

---





**Body:**



Patrick the frog Amigurumi

**Eyelid 2x:**

**Eyeball 2x:**



free frog amigurumi crochet pattern

**Nostrils 2x:**



**Belly:**

**Hindleg 2x:**

**Toe 1 & 2:**

**Toe 3:**







Free frog Amigurumi crochet pattern

**Frontleg 2x:**

**Toe 1 & 2:**

**Toe 3:**





free frog amigurumi crochet pattern