



# CUTE TURTLE

FREE PATTERN



1

@Limlenn

Cute turtle



## ABBREVIATIONS

- ()\*- repeat instructions between parentheses, as many times as directed.  
[]- number in [] at the end of the row indicates number of stitch in at row.  
Rnd- round  
Mr- magicring  
Ch- chain  
Slst- slip stitch  
Sc- single crochet  
Inc- single crochet increase- 2 single crochet in 1 stitch  
Dec- single crochet invisible decrease- sc 2 stitch together  
Dc- double crochet  
Hdc- half double crochet  
Blo- crochet through back loops only



## MATERIALS

- Crochet hook suitable with your yarns.  
Yarn: green, dark brown, light brown, pink, white, black.  
Sewing needle, scissor.  
I used sport yarn 1.5mm with hook size 2mm.  
You can use the same pattern to make smaller or larger toy by, using finer or bulkier yarn.

# Head

Green yarn

Rnd 1. Mr8sc	[8]
Rnd 2. 8inc	[16]
Rnd 3. (sc, inc)*8	[24]
Rnd 4. (2sc, inc)*8	[32]
Rnd 5. (3sc, inc)*8	[40]
Rnd 6. (2sc, inc, 2sc)*8	[48]
Rnd 7- Rnd 16. 48sc	[48]
Rnd 17. (2sc, dec, 2sc)*8	[40]
Rnd 18. (3sc, dec)*8	[32]
Rnd 19. (2sc, dec)*8	[24]
Rnd 21. (sc, dec)*8	[16]
Rnd 22. 8dec	[8]

Cut the yarn.  
Fasten off.





## Flower

Pink yarn

Mr: (ch2, 2dc, ch2, sc)\*4

Cut the yarn.  
Fasten off.




# Body (potted plant)

Dark brown yarn

Rnd 1. Mr8sc	[8]
Rnd 2. 8inc	[16]
Rnd 3. (sc, inc)*8	[24]
Rnd 4. (2sc, inc)*8	[32]
Rnd 5. (3sc, inc)*8	[40]
Rnd 6. (2sc, inc, 2sc)*8	[48]
Rnd 7. (5sc, inc)*8	[56]
Rnd 8. BLO: 56sc	[56]
Rnd 9- Rnd 12. 56sc	[56]
Rnd 13. FLO: (6sc, inc)*8	[64]

Cut the yarn.  
Fasten off.





Light brown yarn

- |        |                   |      |
|--------|-------------------|------|
| Rnd 1. | Mr8sc             | [8]  |
| Rnd 2. | 8inc              | [16] |
| Rnd 3. | (sc, inc)*8       | [24] |
| Rnd 4. | (2sc, inc)*8      | [32] |
| Rnd 5. | (3sc, inc)*8      | [40] |
| Rnd 6. | (2sc, inc, 2sc)*8 | [48] |
| Rnd 7. | (5sc, inc)*8      | [56] |




# Legs (make 4)

Green yarn

- Rnd 1. Mr8sc [8]  
Rnd 2. 8inc [16]  
Rnd 3. (sc, inc)\*8 [24]

Fold in half, crochet together: 11sc



# Mushrooms

## Mushroom 1

White yarn

- Rnd 1. Mr8sc [8]  
Rnd 2. 8inc [16]  
Rnd 3. (7sc, inc)\*2 [18]  
Rnd 4. 18sc [18]  
Rnd 5. (4sc, dec)\*3 [15]  
Rnd 6. (3sc, dec)\*3 [12]  
Rnd 7. (sc, dec)\*4 [8]

Rnd 8- Rnd 10. 8sc [8]

- Rnd 11. FLO: (sc, inc)\*4 [12]  
Rnd 12. (sc, inc)\*6 [18]  
Rnd 13. (2sc, inc)\*6 [24]

Red yarn

- Rnd 1. Mr6sc [6]  
Rnd 2. (inc, sc)\*3 [9]  
Rnd 3. (inc, 2sc)\*3 [12]  
Rnd 4. (inc, sc)\*6 [18]  
Rnd 5. 18sc [18]  
Rnd 6. (2sc, inc)\*6 [24]





### Mushroom 2

White yarn

- Rnd 1. Mr8sc [8]
- Rnd 2. 8inc [16]
- Rnd 3. (inc, 3sc)\*4 [20]
- Rnd 4. (3sc, dec)\*4 [16]
- Rnd 5. (2sc, dec)\*4 [12]
- Rnd 6. (sc, dec)\*4 [8]
- Rnd 7. 8sc [8]
- Rnd 8. FLO: 8inc [16]
- Rnd 9. (sc, inc)\*8 [24]
- Rnd 10. (3sc, inc)\*6 [30]

Red yarn

- Rnd 1. Mr8sc [8]
- Rnd 2. 8inc [16]
- Rnd 3. 16sc [16]
- Rnd 4. (inc, sc)\*8 [24]
- Rnd 5. (inc, 3sc)\*6 [30]
- Rnd 6. 30sc [30]



### Mushroom 2

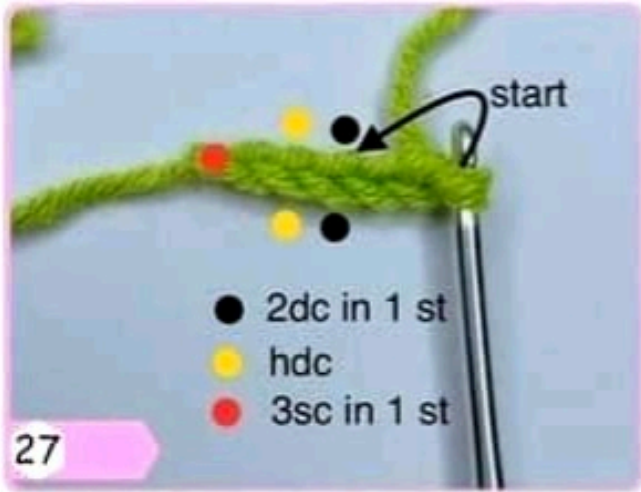
White yarn

- Rnd 1. Mr8sc [8]
- Rnd 2. (inc, sc)\*4 [12]
- Rnd 3. 12sc [12]
- Rnd 4. (sc, dec)\*4 [8]
- Rnd 5. 8sc [8]
- Rnd 6. (sc, inc)\*4 [12]
- Rnd 7. (sc, inc)\*6 [18]

Red yarn

- Rnd 1. Mr6sc [6]
- Rnd 2. 6inc [12]
- Rnd 3. (inc, sc)\*6 [18]
- Rnd 4. 18sc [18]





Sew on the body

