

# Pattern FRIENDLY DEER



Pattern by Crochet Confetti

# MATERIALS

- I use yarn Drops Safran (50g/160m)  
Gauge: 10 SC = 3 cm using 1.5 hk and 50g/160m yarn

#18 off white 0.5 ball/A



#22 light brown 2 balls/B



#23 dark brown 0.5 ball/C



#64 light beige 0.5 ball/D



#21 camel 0.5 ball/E



- I use hook Clover 1.5 mm
- For the hair and leggings: DROPS Alpaca Boucle 0.5-1 ball (80%alpaca, 15%wool, 5% polyamide)  
50gr/140m, col 2020
- For the hair and leggings: Hook 5.5 mm
- Stuffing: Hollow Fiber
- Scissor
- A big needle
- Stitch markers
- Black threads for eyes
- Dry pastel



This is an American instruction.

# STITCHES

ch (chain)	DCR (decrease)
SC (single crochet)	HDC (half double crochet)
DC (double crochet)	TR (treble crochet)
INCR (increase)	Sl st (slip stitch)
BLO (back loop only)	FLO (front loop only)
st (stitch)	sts (stitches)

CrochetConfettiShop.com



Color A (off white), color B (light brown), color C (dark brown), color D (light beige), color E (dark beige)

## HEAD

Color A

### Magic ring

Round 1: 6 SC in magic ring

Round 2: \*INCR in next st\*, repeat\* 6 times (12)

Round 3: \*SC in next st, INCR in next st\*, repeat\* 6 times (18)

Round 4: \*SC in next 2 sts, INCR in next st\*, repeat\* 6 times (24)

Round 5: \*SC in next 3 sts, INCR in next st\*, repeat\* 6 times (30)

Round 6: \*SC in next 4 sts, INCR in next st\*, repeat\* 6 times (36)

Round 7: \*SC in next 5 sts, INCR in next st\*, repeat\* 6 times (42)

Round 8: \*SC in next 6 sts, INCR in next st\*, repeat\* 6 times (48)

Round 9: \*SC in next 7 sts, INCR in next st\*, repeat\* 6 times (54)

**!!! diametr 1-9 rounds = 5 cm !!!**

Round 10: SC across (54)

Round 11: \*SC in next 8 sts, INCR in next st\*, repeat\* 6 times (60)

Round 12: SC across (60)

Round 13: \*SC in next 9 sts, INCR in next st\*, repeat\* 6 times (66)

Round 14: SC across (66)

Round 15: \*SC in next 10 sts, INCR in next st\*, repeat\* 6 times (72)

Round 16: SC across (72)

Round 17: \*SC in next 11 sts, INCR in next st\*, repeat\* 6 times (78)

Rounds 18-31: SC across (78) (14 rounds)

Round 32: \*SC in next 11 sts, DCR\*, repeat\* 6 times (72)

Round 33: \*SC in next 10 sts, DCR\*, repeat\* 6 times (66)

Round 34: \*SC in next 9 sts, DCR\*, repeat\* 6 times (60)

Round 35: \*SC in next 8 sts, DCR\*, repeat\* 6 times (54)

Round 36: \*SC in next 7 sts, DCR\*, repeat\* 6 times (48)

Round 37: \*SC in next 6 sts, DCR\*, repeat\* 6 times (42)

Round 38: \*SC in next 5 sts, DCR\*, repeat\* 6 times (36)

Round 39: \*SC in next 4 sts, DCR\*, repeat\* 6 times (30)

Cut the yarn. Fasten off.

Stuff (I stuff the head very tightly).



# Crochet Confetti



Color A (off white), color B (light brown), color C (dark brown), color D (light beige), color E (dark beige)





Color A (off white), color B (light brown), color C (dark brown), color D (light beige), color E (dark beige)

## ARMS (2 items)

*Color A*

**Round 1:** Ch 4, SC in next 2 chains, 3 SC in the next chain, continue working on the backside of chains, SC in next chain, INCR in next chain (8)

**Rounds 2-12:** SC in next 8 sts (8) (11 rounds)

*Color B*

**Rounds 13-33:** SC in next 8 sts (8) (21 rounds)

I do not stuff arms. Cut the yarn. Fasten off.



## LEGS (2 items)

*Color A*

**Round 1:** Ch 6, SC in next 4 chains, 3 SC in the next chain, continue working on the backside of chains, SC in next 3 chains, INCR in next chain (12)





# Crochet Confetti



Color A (off white), color B (light brown), color C (dark brown), color D (light beige), color E (dark beige)

**Rounds 2-25:** SC in next 12 sts (12) (24 rounds)

*Color B*

**Rounds 26-37:** SC in next 12 sts (12) (12 rounds)

Stuff (I stuffed the foot tightly, and the rest of the leg lightly).

Because the first stitch of each round shifts slightly to the right or left (if you're left-handed) with each round, I crochet 5 stitches.






# Crochet Confetti



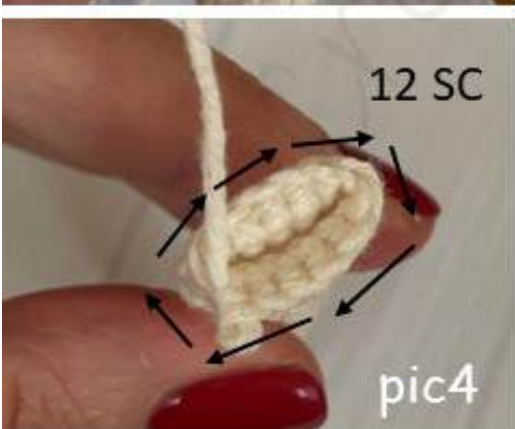
Color A (off white), color B (light brown), color C (dark brown), color D (light beige), color E (dark beige)

## Round 38:

Fold the detail as in the photo and join the two sides of the leg together with single crochets as in the picture (6 SC). Crochet ch 1.  
Don't cut the thread.



**Round 39:** Insert the hook in front loop of the round 38 and crochet SC, we crochet in a circle (12)





# Crochet Confetti



Color A (off white), color B (light brown), color C (dark brown), color D (light beige), color E (dark beige)

**Round 40:** SC in next 12 sts (12)

**Round 41:** \*SC in next 2 sts, INCR in next st\*, repeat\* 4 times (16)

**Rounds 42-45:** SC in next 16 sts (16) (4 rounds)

**Round 46:** \*SC in next 3 sts, INCR in next st\*, repeat\* 4 times (20)

**Rounds 47-56:** SC in next 20 sts (20) (10 rounds)

Stuff (I stuffed the leg lightly).

As in the photo, fold the detail and join the two sides of the leg using single crochets (10 SC)

Cut the thread. Fasten off.








Color A (off white), color B (light brown), color C (dark brown), color D (light beige), color E (dark beige)

## BODY

Color B

**Round 1:** Ch 16, SC in next 14 chains, 3 SC in the next chain, continue working on the backside of chains, SC in next 13 chains, INCR in next chain (32)



**Round 2:** INCR in next st, SC in next 13 sts, INCR in next 3 sts, SC in next 13 sts, INCR in next 2 sts (38)

**Round 3:** SC in next st, INCR in next st, SC in next 13 sts, \*SC in next st, INCR in next st\*, repeat\* 3 times, SC in next 13 sts, \*SC in next st, INCR in next st\*, repeat\* 2 times (44)

**Round 4:** SC in next 2 sts, INCR in next st, SC in next 13 sts, \*SC in next 2 sts, INCR in next st\*, repeat\* 3 times, SC in next 13 sts, \*SC in next 2 sts, INCR in next st\*, repeat\* 2 times (50)

**Round 5:** SC in next 3 sts, INCR in next st, SC in next 13 sts, \*SC in next 3 sts, INCR in next st\*, repeat\* 3 times, SC in next 13 sts, SC in next 3 sts, INCR in next st\*, repeat\* 2 times (56)





# Crochet Confetti



Color A (off white), color B (light brown), color C (dark brown), color D (light beige), color E (dark beige)

## Round 6 (join body with legs):

SC in next 2 sts, (join/crochet first leg with the body) SC in next 10 sts, (join/crochet second leg with the body) SC in next 10 sts, SC in next 34 sts (56)



**Rounds 7-10:** SC in next 56 sts (56) (4 rounds)

**Round 11:** \*SC in next 5 stitches, DCR\*, repeat\* 8 times (48)

**Rounds 12-17:** SC in next 48 sts (48) (6 rounds)

**Round 18:** \*SC in next 4 stitches, DCR\*, repeat\* 8 times (40)

**Rounds 19-23:** SC in next 40 sts (40) (5 rounds)

**Round 24:** \*SC in next 6 stitches, DCR\*, repeat\* 5 times (35)

**Rounds 25-27:** SC in next 35 sts (35) (3 rounds)

**Round 28:** \*SC in next 5 stitches, DCR\*, repeat\* 5 times (30)



# Crochet Confetti



Color A (off white), color B (light brown), color C (dark brown), color D (light beige), color E (dark beige)



## Round 29 (join body with arms):

(join/crochet first arm with the body) SC in next 4 sts, SC in next 10 sts,  
(join/crochet second arm with the body) SC in next 4 sts,  
SC in next 12 sts (30)



**Rounds 30-31:** SC in next 30 sts (30) (2 rounds)

Fasten off.

Stuff the body (I stuffed the body very tightly).

Fix and sew the body and the head as in the picture.



# Crochet Confetti



Color A (off white), color B (light brown), color C (dark brown), color D (light beige), color E (dark beige)





Color A (off white), color B (light brown), color C (dark brown), color D (light beige), color E (dark beige)

## TUTORIAL HOW TO JOIN THE HEAD TO THE BODY





Color A (off white), color B (light brown), color C (dark brown), color D (light beige), color E (dark beige)

## HAIR

Yarn Drops Alpaca Boucle color 2020 (beige)

Drops Safran color B

Drops Safran color C

Hook 5.5 mm



pic1



pic2



pic3

## Part 1

We crochet three chains - one of bouclé and two of Drops Safran\*.

Every chain has 100 loops.

I only used the dark brown color once.

You can work with one color - light brown (B).

I repeat it\* 4 times. Repeat as many times as you need to.



pic4



pic5



Color A (off white), color B (light brown), color C (dark brown), color D (light beige), color E (dark beige)

## First chains:

Fix the three chains to the top of the head with pins.

Braid the loose braid not to the end of the chains (15-20 times).

Wrap it around the head.

Fixing it in different places.

Sew only the ends of the chains for now.



pic1



pic2



pic3



pic4



pic5



pic6



# Crochet Confetti



Color A (off white), color B (light brown), color C (dark brown), color D (light beige), color E (dark beige)



pic1



pic2



pic3



pic4



pic5





Color A (off white), color B (light brown), color C (dark brown), color D (light beige), color E (dark beige)

## Next chains:

Fix the three chains to the head as in the picture.

Wrap it around the head.

Fixing it in different places.

Sew only the ends of the chains for now.

crochetconfetti.com





# Crochet Confetti



Color A (off white), color B (light brown), color C (dark brown), color D (light beige), color E (dark beige)



**That's how we do it till the end.**

**After that, we start sewing the chains. We make a stitch in one chain, then make a stitch further in the second chain, then further in the next chain, and so we move in a spiral until the end. We do not make stitches very often.**





# Crochet Confetti



Color A (off white), color B (light brown), color C (dark brown), color D (light beige), color E (dark beige)





Color A (off white), color B (light brown), color C (dark brown), color D (light beige), color E (dark beige)

## Part 2

We crochet one chain from of bouclé = 500 ch (hook 5.5 mm)  
But if the number of loops is not enough for you, then crochet more the number of loops.

Fix the chain to the top of the head as in the picture.

We lay the chain in a spiral.

Move from the back to the front of the head, as in the picture.

Fix the chain loosely.

Then we sew the chain several places, but keep the effect of volume on the hair.





Color A (off white), color B (light brown), color C (dark brown), color D (light beige), color E (dark beige)



## HAIR BUNS

We make hair buns from of bouclé.

With the help of hair buns we imitate ears.

Wind the bouclé yarn around your two fingers 50 times as in the picture.

Cut the yarn, put it in the needle, and wind it several times (4-6 times) around the hair bun, so that the hair bun does not disintegrate. Insert the needle into the center of the hair bun, bring the needle out of the center, wrap around the outside of the hair bun.

Make two items. Fix and sew it to the head.





# Crochet Confetti



Color A (off white), color B (light brown), color C (dark brown), color D (light beige), color E (dark beige)





Color A (off white), color B (light brown), color C (dark brown), color D (light beige), color E (dark beige)

## ANTLERS (2 items)

*Color B*

**We crochet the first part of the antler**

**Magic ring**

**Round 1:** 4 SC in magic ring (4)

**Rounds 2-9:** SC in next 4 sts (4) (8 rounds)

Cut the yarn. Fasten off.

**We crochet the second part of the antler**

**Magic ring**

**Round 1:** 4 SC in magic ring (4)

**Rounds 2-11:** SC in next 4 sts (4) (10 rounds)

We do not cut the yarn.

### Join the second part to the first part

**Round 12:** Crochet around:

SC in the next 4 sts (first part), SC in the next 4 sts (second part) (8)

**Rounds 13-19:** SC in next 8 sts (8) (7 rounds)

Cut the yarn.

Fasten off leaving a long tail for sewing antlers to the head.

Fix and sew it as in the picture.





# Crochet Confetti



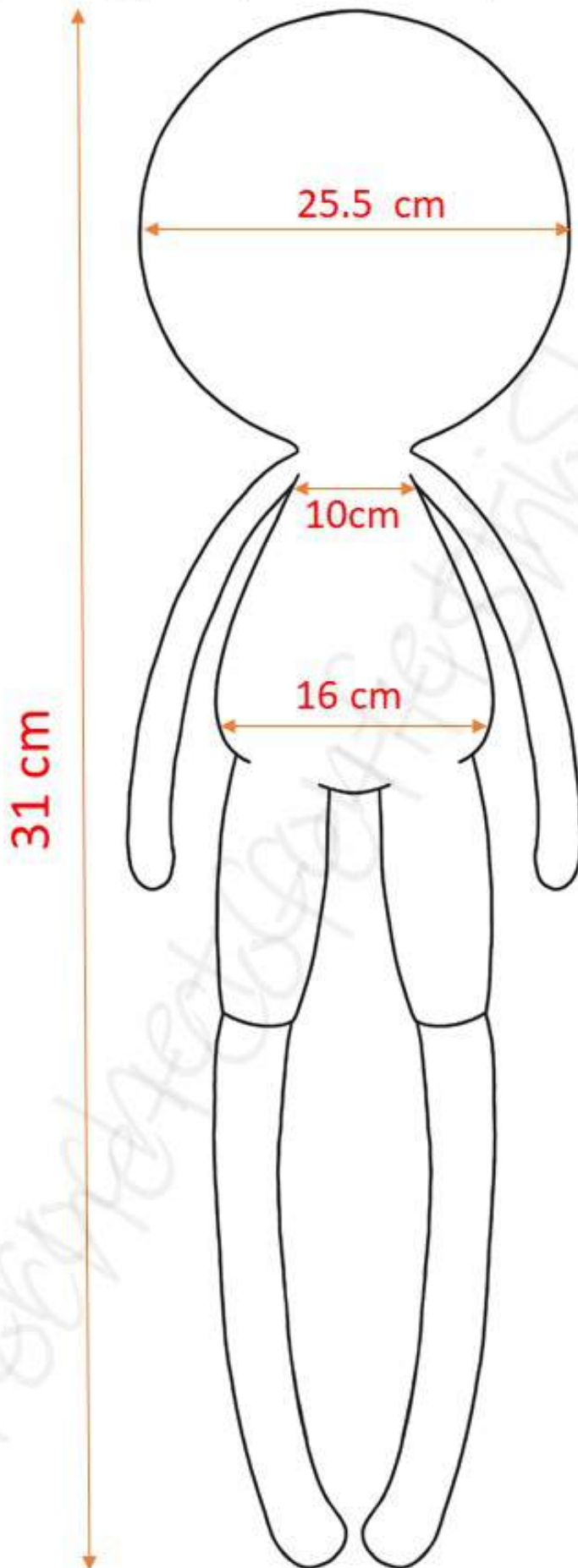
Color A (off white), color B (light brown), color C (dark brown), color D (light beige), color E (dark beige)







Color A (off white), color B (light brown), color C (dark brown), color D (light beige), color E (dark beige)



Yarn Drops Safran  
Hook 1.5 mm  
Gauge: 10 SC = 3 cm



Color A (off white), color B (light brown), color C (dark brown), color D (light beige), color E (dark beige)

## DRESS

Color B

**Row 1:** ch 37, turn, SC next 36 chains, turn (36)

**Row 2 (wrong):** ch 1, SC in next 6 sts, ch 8, skip 8 sts,  
SC in next 8 sts, ch 8, skip 8 sts,  
SC in next 6 sts, turn



**Row 3 (front):** ch 1, SC in next 36 sts, turn (36)



**Row 4 (wrong):** ch1, SC in next 2 sts, \*SC in next stitch,  
INCR in next st\*, repeat\* 8 times,  
INCR in next st, SC in next stitch\*,  
repeat\* 8 times, SC in next 2 sts, turn (52)





Color A (off white), color B (light brown), color C (dark brown), color D (light beige), color E (dark beige)

**Row 5 (front):** ch 1, SC in next 4 sts, \*INCR in next stitch, SC in next 2 sts\*, repeat\* 7 times, SC in next 2 sts, \*SC in next 2 sts, INCR in next stitch)\*, repeat\* 7 times, SC in next 4 sts, turn (66)

**Row 6 (wrong):** ch 1, SC in next 5 sts, \*INCR in next stitch, SC in next 3 sts\*, repeat\* 7 times, \*SC in next 3 sts, INCR in next stitch\*, repeat\* 7 times, SC in next 5 sts, turn (80)

**Row 7 (front):** ch 1, \*SC in next 3 sts, INCR in next stitch\*, repeat\* 10 times, \*INCR in next stitch, SC in next 3 sts\*, repeat\* 10 times, turn (100)

**Row 8 (wrong):** ch 1, \*SC in next 4 sts, INCR in next st\*, repeat\* 10 times, \*INCR in next st, SC in next 4 sts\*, repeat\* 10 times, turn (120)

**Row 9 (front):** ch 1, SC in next 120 sts, turn (120)

**Row 10 (wrong):** ch 1, SC in next 120 sts, turn (120)

**Row 11 (front):** ch 1, SC in next 120 sts, turn (120)

**Row 12 (wrong):** ch 1, \* ch4, BLO SC in next st\*, repeat\* 120 times, turn





# Crochet Confetti



Color A (off white), color B (light brown), color C (dark brown), color D (light beige), color E (dark beige)

**Color E**

**Row 13 (front):** Back to the 12<sup>th</sup> row of the dress (BLO)  
SC in next 120 sts, turn (120)



**Row 14 (wrong):** ch 1, BLO SC in next 120 sts, turn (120)



**Row 15 (front):** \*ch 2, skip stitch, HDC in next st\*, repeat\* to the end of the row



**Row 16 (wrong):** in every ch 2 of the 15 row we crochet [3DC, ch1, 3DC]  
Cut the yarn. Fasten off.





# Crochet Confetti



Color A (off white), color B (light brown), color C (dark brown), color D (light beige), color E (dark beige)

**Color D**

**Row 17 (front):** Back to the 14 row of the dress (BLO)  
SC in next 120 sts, turn (120)

**Row 18 (wrong):** ch 1, BLO SC in next 120 sts, turn (120)

**Row 19 (front):** \*ch 2, skip stitch, HDC in next st\*, repeat\* to the end of the row

**Row 20 (wrong):** in every ch 2 of the 15 row we crochet [3DC, ch1, 3DC]  
Cut the yarn. Fasten off.





# Crochet Confetti



Color A (off white), color B (light brown), color C (dark brown), color D (light beige), color E (dark beige)

## Color C

**Row 21 (front):** *Back to the 18 row of the dress (BLO)*  
SC in next 120 sts, turn (120)

**Row 22 (wrong):** ch 1, BLO SC in next 120 sts, turn (120)

**Row 23 (front):** \*ch 2, skip stitch, HDC in next st\*,  
repeat\* to the end of the row

**Row 24 (wrong):** in every ch 2 of the 15 row we crochet [3DC, ch1, 3DC]  
Cut the yarn. Fasten off.

## Color B

**Row 25 (front):** *Back to the 22 row of the dress*  
ch 1, SC in next 120 sts, turn (120)

**Row 26 (wrong):** ch 1, SC in next 120 sts, turn (120)

**Row 27 (front):** ch 1, SC in next 120 sts, turn (120)

**Row 28 (wrong):** ch 1, SC in next 120 sts, turn (120)

**Row 29 (front):** ch 1, SC in next 120 sts, turn (120)

**Row 30 (wrong):** ch 1, SC in next 120 sts, turn (120)

**Row 31 (front):** ch 1, SC in next 120 sts, turn (120)

**Row 32 (wrong):** ch 1, SC in next 120 sts, turn (120)

**Row 33 (front):** ch 1, SC in next 120 sts, turn (120)

**Row 34 (wrong):** \*ch4, BLO SC in next st\*, repeat\* to the end of the row, turn





Color A (off white), color B (light brown), color C (dark brown), color D (light beige), color E (dark beige)

## Color E

**Row 35 (front):** *Back to the 18 row of the dress (BLO)*  
SC in next 120 sts, turn (120)

**Row 36 (wrong):** ch 1, BLO SC in next 120 sts, turn (120)

**Row 37 (front):** \*ch 2, skip stitch, HDC in next st\*,  
repeat\* to the end of the row

**Row 38 (wrong):** in every ch 2 of the 37 row we crochet [3DC, ch1, 3DC]  
Cut the yarn. Fasten off.

## Color D

**Row 39 (front):** *Back to the 36 row of the dress (BLO)*  
SC in next 120 sts, turn (120)

**Row 40 (wrong):** ch 1, BLO SC in next 120 sts, turn (120)

**Row 41 (front):** \*ch 2, skip stitch, HDC in next st\*,  
repeat\* to the end of the row

**Row 42 (wrong):** in every ch 2 of the 37 row we crochet [3DC, ch1, 3DC]  
Cut the yarn. Fasten off.

## Color C

**Row 43 (front):** *Back to the 40 row of the dress (BLO)*  
SC in next 120 sts, turn (120)

**Row 44 (wrong):** ch 1, BLO SC in next 120 sts, turn (120)

**Row 45 (front):** \*ch 2, skip stitch, HDC in next st\*,  
repeat\* to the end of the row

**Row 46 (wrong):** in every ch 2 of the 37 row we crochet [3DC, ch1, 3DC]  
Cut the yarn. Fasten off.



Color A (off white), color B (light brown), color C (dark brown), color D (light beige), color E (dark beige)

*Color B*

**Row 47 (front):** *Back to the 44 row of the dress*

ch 1, SC in next 120 sts, turn (120)

**Row 48 (wrong):** ch 1, SC in next 120 sts, turn (120)

**Row 49 (front):** ch 1, SC in next 120 sts, turn (120)

**Row 50 (wrong):** ch 1, SC in next 120 sts, turn (120)

**Row 51 (front):** ch 1, SC in next 120 sts, turn (120)

**Row 52 (wrong):** ch 1, SC in next 120 sts, turn (120)

**Row 53 (front):** ch 1, SC in next 120 sts, turn (120)

**Row 54 (wrong):** ch 1, SC in next 120 sts, turn (120)

**Row 55 (front):** ch 1, SC in next 120 sts, turn (120)

**Row 56 (wrong):** ch 1, SC in next 120 sts, turn (120)

**Row 57 (front):** ch 1, SC in next 120 sts, turn (120)

**Row 58 (wrong):** ch 1, SC in next 120 sts, turn (120)

Cut the yarn. Fasten off.





# Crochet Confetti



Color A (off white), color B (light brown), color C (dark brown), color D (light beige), color E (dark beige)





Color A (off white), color B (light brown), color C (dark brown), color D (light beige), color E (dark beige)

## STRAPS for the dress (6 items):

Ch 70, turn, sl st into 2<sup>nd</sup> chain from hook and in each chain (69)

Insert each strap in the loop of the dress as in the picture and make a double knot on the front side.





# Crochet Confetti



Color A (off white), color B (light brown), color C (dark brown), color D (light beige), color E (dark beige)





Color A (off white), color B (light brown), color C (dark brown), color D (light beige), color E (dark beige)

## CROCHETED LEGGINGS (2 items)

**Yarn Drops Alpaca Boucle color 2020 (beige)**


**Hook 5.5 mm**

**Row 1:** ch 8, turn, SC in next 7 chains, turn (7)

**Rows 2-8:** ch 1, SC in next 7 sts, turn (7) (7 rows)

Cut the yarn. Fasten off.

*If the detail is short, crochet extra rows; if the detail is long, crochet fewer rows than the number of rows indicated in the pattern.*



## STRAPS for the leggings (2 items x 2):

Ch 50.

Cut the yarn. Fasten off.

Insert each strap in the loop of the legging as in the picture.






Color A (off white), color B (light brown), color C (dark brown), color D (light beige), color E (dark beige)

## FACE

Between rows 10 and 11, embroider the eyes with embroidery floss or sewing threads; there are 12 stitches between the eyes.





# Crochet Confetti



Color A (off white), color B (light brown), color C (dark brown), color D (light beige), color E (dark beige)

**Make cheeks as in the picture.**

**Decorate the face with dry pastels (I used Koh-i-Noor).**

[TUTORIAL How to create cute doll's cheeks](#)





Crochet

Thank you for buying my pattern!  
Happy Crocheting!  
Happy doll making!